

# Product Change Notification

**Overview:** Please be advised that the following is notice of change to the Fire Research FSA series AutoFoam product line.

**Products Affected:** All FSA series models.  
This includes the following current FRC model numbers:  
FSA015, FSA030, FSA060, FSA120

**Change Description:** The above models are being discontinued.

**Reason For Change:** Part of the ongoing process to improve FRC products. All AutoFoam FSA models are being replaced by the AutoFoam SC FSB models.

**Replacement Product:** FRC will continue to provide service and parts for the FSA series components.

The new AutoFoam SC is available for new installations with the following FRC model numbers:  
FSB015, FSB030, FSB060, FSB120

The AutoFoam SC FSB models include new programming and updated electronics for the control module, the proportioning valve, and the summing box.

An important note is that installation dimensions of the control module, proportioning valve, and summing box are different.

**References:** The following drawing is available to show the mounting and component dimensions: PCN1101-01 DWG dated 26JAN11.  
For more information refer to the product manual or for detailed engineering drawings contact FRC.

**Response:** No response to this notification is required. Requests for additional information should be directed to an FRC sales representative at 1.800.645.0074.

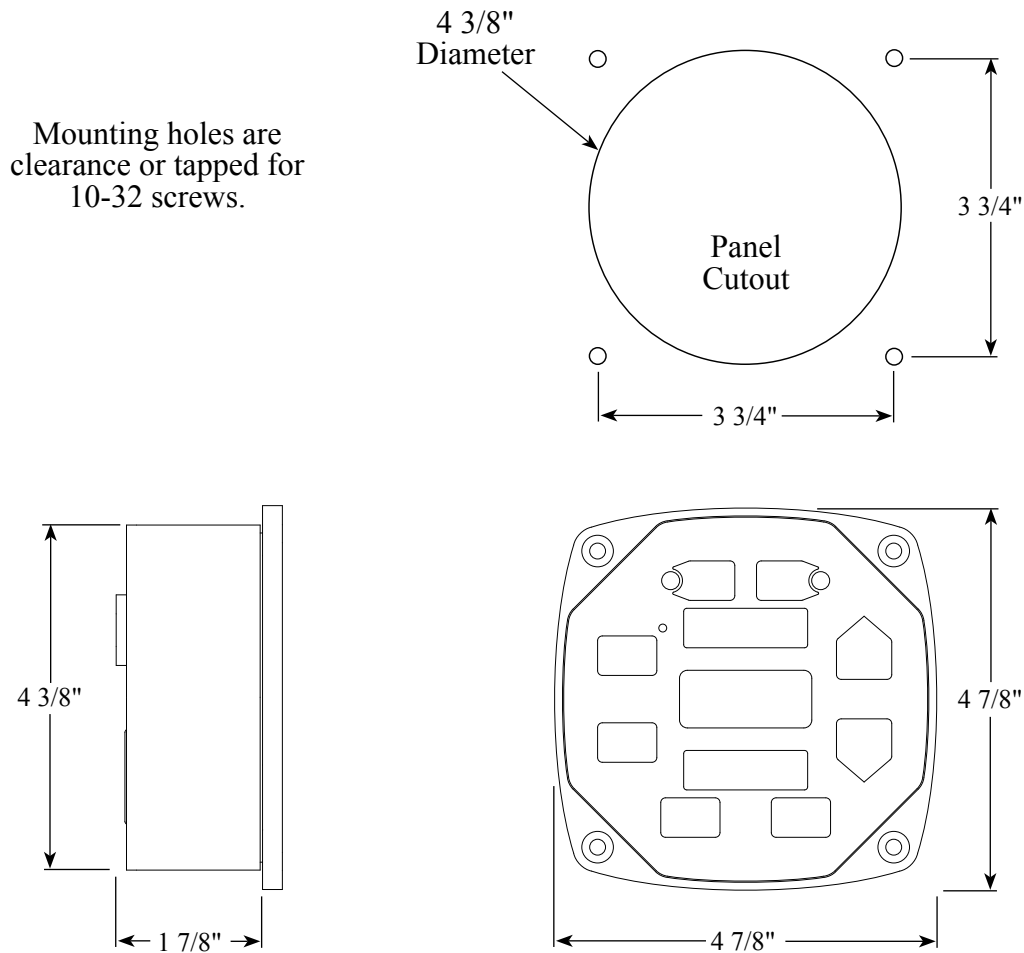


## Product Change Notice Drawing

**Products:** AutoFoam SC all models (FSB015, FSB030, FSB060, FSB120).

**Subject:** Installation dimensions of the new control module, proportioning valve, and summing box.

### Control Module Dimensions



### FIRE RESEARCH CORPORATION

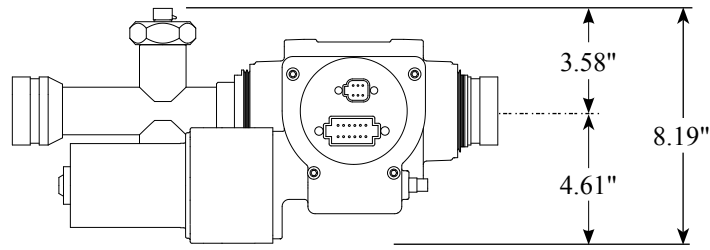
[www.fireresearch.com](http://www.fireresearch.com)

26 Southern Blvd., Nesconset, NY 11767

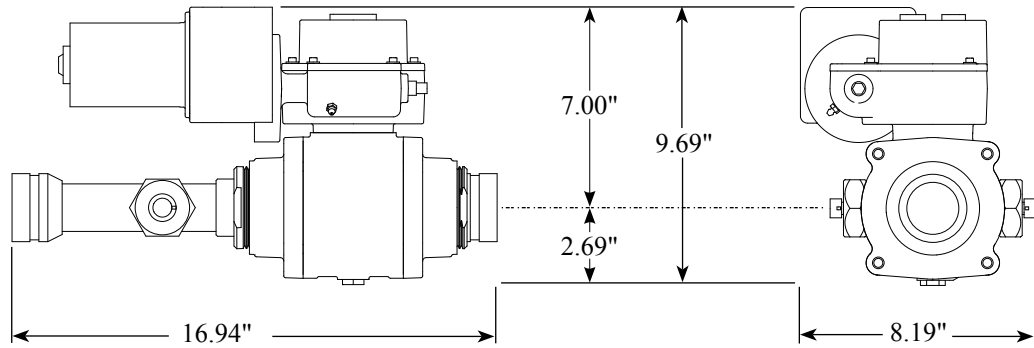
TELE 631.724.8888 FAX 631.360.9727 TOLL FREE 1.800.645.0074

### Proportioning Valve Dimensions

Top View



Front View



Side View

Dimensions in Inches  $\pm 0.015$

**Note:** The proportioning valve assembly must be mounted with the motor on top as shown in these views.

### Summing Box Dimensions

Mounting holes are clearance or tapped for #8 screws.

